



ZH-360L

Rated Capacity 36,000-lbs. (16,329 kg)
48-in. (1,219 mm) Load Center
148-in. (3,759 mm) Wheelbase



Cover image is for example purposes only and may not reflect current features.

FAITH • VISION • WORK

www.taylorbigred.com

Standard Features: ZH-360L

- 11' ULTRA-VU 2-Stage Mast (152-in lowered height)
- 100-in Pin-type "C" Carriage with individual fork positioning & side shift
- 4-in X 8-in X 96-in pin mounted Forks
- Permanent Magnet Synchronous Motor
- 90+/- minutes charging time
- High voltage electrical system (660 volt)
- Nickel-Manganese-Cobalt Battery Technology
- Dana E-axle (144 P453)
- Energy Recovery Technology (through regenerative braking)
- Taylor HD-300 welded steel Steer Axle (single hydraulic cylinder design with heavy-duty links from the cylinder ram directly to tapered roller bearing mounted spindles)
- 12.00 X 20 – 24PR bias pneumatic drive and steer tires (high load)

Chassis

- All-welded steel frame with 4 lifting eyes (lifting eyes not designed for level pick)
- Replaceable bolt-on steps and handrails
- A-Pillar design with overhead tilt cylinders provides enhanced structural rigidity for chassis and mast.

Cab

- Enclosed 2-door steel all-welded DREAM Cab (includes dome light, wide angle mirrors, door hold back latches with trip handles, handrails, black floor mats and is isolation mounted for noise and vibration reduction)
- Cab heater and interior circulation fan
- Tinted glass with front and rear windshield wipers and front windshield washer
- Fully adjustable air ride swivel seat
- Multifunction Joystick mounted on adjustable arm rest with integrated directional shift control
- Operator Restraint System (Orange, anti-cinch seat belt with starting sequence neutral lock)
- Operator Presence System with timed idle and neutral shutdown (5 minute default, password adjustable from 1-120 minutes by end user)
- Taylor Integrated Control System (TICS) ...see next page for additional info
- 7-in touch screen color display
- TaylorTrak Pro Advanced Fleet Telematics hardware
- The one-piece flip-down instrument panel is pre-wired to accommodate heavy-duty accessories.
- All wiring is color and number coded.
- Dual USB charging ports
- Hydrostatic, steer-on-demand power steering with tilt steering column

Low Voltage Electrical System

- 24-volt electrical system
- Dual heavy-duty lead-acid batteries (for system startup)
- Battery disconnect/lock-out switch
- (4) forward facing LED work lights (cab mounted)
- (2) rear facing LED work lights ("A" pillar mounted)
- (2) LED work lights (mast mounted)
- Circuit breakers with heavy duty connectors (no automotive type fuses)
- Breaker reset switches
- Key-type anti-restart ignition switch
- Dual electric trumpet horns (116 dBA)
- Keyswitch-actuated amber strobe light
- Forward and reverse-actuated warning alarms

Vehicle Information Package

- Operators Guide
- Maintenance and Service documentation including key circuit drawings (Serial Number Specific Parts Book is available upon request)
- Safety Check Manual and Video



Fully Enclosed 2-Door Cab with Multiple Climate Control Configurations Available (featured cab is shown with available options)



Ergonomic & Serviceable Joystick (Standard)



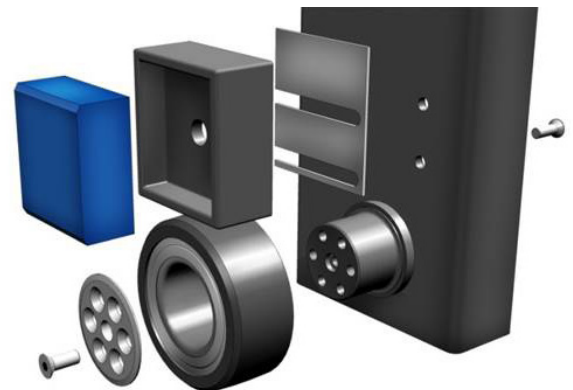
Fully Adjustable Air-Ride Seat (Standard)



Industry's Toughest Steer Axle (Standard)



Vehicle Information Package "VIP" (Standard)



The mast and carriage main rollers are common and use tapered roller bearings. The side thrust pads, made from cast nylon, are adjustable to compensate for wear.


NEED OPTIONS?

Just ask one of our Taylor Specialist.

Taylor Machine Works was founded on the promise of meeting our customer's needs. The signage on our original facility in 1927 stated "We Engineer and Build What You Need" and those ideals still ring true today! From multiple Mast, Carriage and Fork configurations to Special Attachments that are unique to your business, we will step forward to meet the challenge. We have a dedicated engineering group focused on meeting special request from our customers. This ensures that you have the exact equipment you need to tackle your rugged applications. With hundreds of options readily available for our trucks, and the ability to custom engineer any other need that arises, Taylor Machine Works is here ready to serve.

Serviceability

Taylor Lift Trucks are designed with ease of maintenance and serviceability as a key priority. The Zero Emissions ZH-360L eliminates service requirements normally encountered with diesel engine driven powertrains. The electric traction and pump motors are maintenance free as is the high-voltage battery pack. Internal system controls monitor the battery conditions and provide information to the user when faults occur or when attention is required. All daily checks across the Taylor product line can be accessed from either the ground or running board, ensuring that operators can complete these requirements with ease.




Flip-down Dash with Color/Number Coded Wiring (Standard)



Heavy Duty Circuit Breakers/Reset Switches (Standard)



Service & Inspection from Ground Level



Spin-on Breather, Wire Mesh Strainer & Replaceable Internal Element (Standard)

Hydraulics & Brakes

Taylor Lift Trucks feature hydraulic systems, including pumps and valves, which maximize performance and efficiency and minimize power consumption. Joystick controls can be tuned for operator comfort and optimized control. The hydraulic tank features a spin-on breather, wire mesh strainers, full-flow 10-micron return line filters and a replaceable internal element. The hydraulic oil and wet disc brakes are cooled by an air to oil cooler separate from the transmission cooler. Taylor strives to keep things simple and user friendly.

Taylor Integrated Control System (TICS)

The TICS system is a vehicle electronic control system comprised of multiple components including an operator display module, which provides integrated control of the battery, electronic and hydraulic systems on the truck. J1939 CANbus technology allows all machine data to be accessed through the 7-in. touch screen color display (located in the cab) and allows controllers and sensors to communicate with minimal wiring between the components. The display indicates battery system, transmission, hydraulic, and controls information as well as active warnings, battery state of charge, maintenance data and man/machine interface data. The display also allows service personnel to access data needed during troubleshooting (such as sensor status and controller outputs). Machine functions can be tuned through this display and are password protected.



TICS gives customers the ability to customize operation parameters of their Taylor lift truck, perform diagnostics, and monitor key functions including battery state of charge. The TICS interface is simple, easy to understand and user friendly. The TICS diagnostic ability is key to quick repair and less downtime. Troubleshooting and diagnosing most problems can be done by the customer's own mechanic, without the need for a service tech with a detached computer. There are multiple options available including, but not limited to, scale systems, modem based fleet tracking and the Vision Plus™ pedestrian detection system.

Supporting Taylor Lift-trucks Worldwide

Sudden Service, Inc.




24/7 Worldwide Support

Taking Care of Our Customers is Priority One!

Unbeatable customer service, backed by over 90 years of customer satisfaction.

Your #1 Source for Genuine Taylor Parts

Our customers deserve to know they can always depend on us for service and support 24/7. Because of that expectation, we have factory trained service techs on the ground nationwide. Over 200 service technicians receive continuing education (hands-on) at the factory each year. Your service techs are supported by the best OEM parts and distribution facility in the world. With \$60,000,000 dollars worth of parts distributed across our factory stores and millions more on the shelves at our dealers. We pride ourselves on providing you with unmatched Service & Support by a Worldwide Team of dedicated specialists.



**Have You Considered Leasing?
Or Custom Fleet Management?**



Our goal is to structure a financial product that improves your profit with reduced operating cost by increasing up-time and offering a wide range of financial solutions to fit the specific needs of your business. Taylor Leasing offers over 100 different financial structures within the main product categories of:

- **Operating Lease** - A financial choice which provides use of equipment for extended period of time with a low monthly operating cost.
- **Finance Lease** - This type of lease offers flexibility in payments with equipment ownership options at the end of the lease term.
- **Fleet Management** - Your needs and goals are always evaluated carefully before providing you with a custom fleet leasing solution. We only include fleet management services (including maintenance solutions detailed below) that help your fleet function more efficiently.
- **Fleet Maintenance** - We offer tailored fleet maintenance solutions, that range from periodic service and emergency repairs to full on site personnel. Taylor Fleet Maintenance Programs assist in budgeting, while helping to eliminate unpredictable expenses and allowing you to focus on your actual business.

For more information Phone: (662) 773-3421 Ext. 400 - Fax: (662) 773-9146 or E-mail Stephen Arnett sarnett@taylorbigred.com

www.taylorleasingandrental.com