



XEC-155/6

Rated Capacity for 9.5-ft. (2.9 m) High Containers:
15,000-lbs. (6,804 kg) / 5-high Stacking
Rated Capacity for 8.5-ft. (2.6 m) High Containers:
15,000-lbs. (6,804 kg) / 6-high Stacking
100-in. (2,540 mm) Load Center
150-in. (3,810 mm) Wheelbase



Cover image is for example purposes only and may not reflect current features.

FAITH • VISION • WORK

www.taylorbigred.com

Standard Features: XEC-155/6

- 45' ULTRA-VIEW Telescopic Mast for stacking 5-High (9' 6" Empty) & 6-High (8' 6" Empty)
- Side Pick 20-40 ISO Container Handling Attachment, Integrated into the Side Shift Carriage (24" each direction). Features guide arms, mechanical pile slope & twistlock safety interlock system.
- Accumulator in Lift Circuit
- Cummins QSB6.7L 173-HP Tier 4-Final Diesel (Turbocharged)
- Donaldson dry-type air cleaner w/safety element & restriction indicator (vertical air intake extension)
- Dana TC-32 3-speed powershift transmission
- Powertrain protection system for engine and transmission
- Kessler D-81W planetary drive axle with wet disc brakes
- Taylor 310 welded steel steer axle with stud protectors (single hydraulic cylinder design with heavy-duty links from the cylinder ram directly to tapered roller bearing mounted spindles)
- 12.00 X 20 – 20PR bias pneumatic drive and steer tires

Chassis

- All-welded steel frame with 4 Lifting Eyes (lifting eyes not designed for level pick)
- Bolted counterweight
- Replaceable bolt-on steps and handrails
- Lockable Fuel Cap
- Dual side engine bay doors (both sides of machine), and removable deck plates open to expose drive train for ease of maintenance.

Cab

- Enclosed, elevated operator, 2-door all-welded steel center mount cab (includes dome light, wide angle mirrors, door hold back latches with trip handles, handrails, black floor mats and is isolation mounted for noise and vibration reduction)
- 32,000 BTU heater and interior circulation fan
- Tinted glass with front and rear windshield wipers and front windshield washer
- Fully adjustable air ride swivel seat with 35° of rotation (15°/20° left-right)
- Multifunction joystick mounted on adjustable arm rest
- Roll shift directional control (column mounted)
- Operator Restraint System (Orange, anti-cinch seat belt with starting sequence neutral lock)
- Operator Presence System with timed idle and neutral shutdown (5 minute default, password adjustable from 1-120 minutes by end user)
- Taylor Integrated Control System (TICS) ...see next page for additional info
- 7-in touch screen color display
- The one-piece flip-down instrument panel is pre-wired to accommodate heavy-duty accessories.
- All wiring is color and number coded.
- Dual USB charging ports
- Hydrostatic, steer-on-demand power steering with tilt steering column

Electrical

- 24-volt electrical system with 95 amp alternator
- Dual heavy-duty batteries
- Battery disconnect/lock-out switch
- 2 Sets of Amber/Green/Red Twistlock operation signal lights (mounted in cab and on container attachment)
- (4) forward facing LED work lights (cab mounted)
- (2) rear facing LED work lights (cab mounted)
- (2) LED work lights (mast mounted)
- (2) LED work lights (twistlock mounted)
- (2) LED step lights
- Circuit breakers with heavy duty connectors (no automotive type fuses)
- Breaker reset switches
- Key-type anti-restart ignition switch
- Dual Trumpet Air Horn (126 dBA)
- Keyswitch-actuated amber strobe light
- Forward and reverse-actuated warning alarms

Vehicle Information Package

- Operators Guide
- Maintenance and Service documentation including key circuit drawings (Serial Number Specific Parts Book is available upon request)
- Safety Check Manual and Video



Fully Enclosed 2-door Cab - All Steel - 32,000 BTU Heater (Standard)



12 LED Work /Step Lights (Standard)



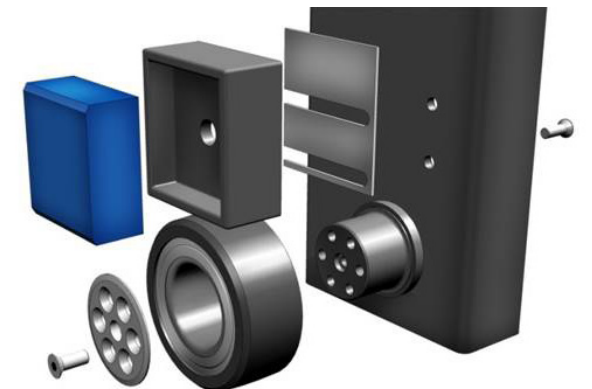
Fully Adjustable Air Ride Seat (Standard)



Industry's Toughest Steer Axle (Standard)



Vehicle Information Package (Standard)



The mast and carriage main rollers are common and use tapered roller bearings. The side thrust pads, made from cast nylon, are adjustable to compensate for wear.

NEED OPTIONS? Just ask one of our Taylor Specialist.


Taylor Machine Works was founded on the promise of meeting our customer's needs. The signage on our original facility in 1927 stated "We Engineer and Build What You Need" and those ideals still ring true today! From multiple Mast, Carriage and Fork configurations to Special Attachments that are unique to your business, we will step forward to meet the challenge. We have a dedicated engineering group focused on meeting special request from our customers. This ensures that you have the exact equipment you need to tackle your rugged applications. With hundreds of options readily available for our trucks, and the ability to custom engineer any other need that arises, Taylor Machine Works is here ready to serve.

Serviceability

Taylor Empty Container Handlers are designed with ease of maintenance and serviceability as a key priority. With today's engine and emissions requirements, daily maintenance checks and timely periodic service are the key to your equipment's longevity. All daily checks across the Taylor product line can be accessed from either the ground or running board, ensuring that operators can complete these requirements with ease. Also, the side service doors and removable deck panels open to expose the drivetrain and hydraulics to provide easy access for service and inspection.



Flip-down Dash with Color/Number Coded Wiring (Standard)



Spin-on Breather, Wire Mesh Strainer & Replaceable Internal Element (Standard)




Easy Access to Heavy Duty Circuit Breaker Panel & Breaker Reset Switches



Easy Access to Fuel / Water Separator



Donaldson Air Cleaner with Safety Element (Standard)



Heavy Duty Circuit Breakers/Reset Switches (Standard)



Service & Inspection from Ground Level



Easily Accessible Daily Checks

Hydraulics & Brakes

Taylor Empty Container Handlers feature hydraulic systems that utilize gear type pumps and sectional control valves. Joystick control that can be tuned for operator comfort is standard on all of our models. Power-on-Demand is also featured on every Taylor lift truck, but can be turned off to suit operator preferences. The Hydraulic tank features a spin-on breather, wire-mesh strainers, full-flow 10-micron return-line filters and a replaceable internal element. The hydraulic oil and wet disc brakes are cooled by a remote mounted air-to-oil cooler separate from the transmission cooler. Taylor strives to keep things simple and use appropriate technology that brings value to our customers.

Taylor Integrated Control System (TICS)

The TICS system is a vehicle electronic control system comprised of multiple components including an operator display module, which provides integrated control of the electronic and hydraulic systems on the truck. J1939 CANbus technology allows all machine data to be accessed through the 7-in. touch screen color display (located in the cab) and allows controllers and sensors to communicate with minimal wiring between the components. This display indicates engine, transmission, hydraulic and emissions info as well as active warnings, fuel consumption, maintenance data and man/machine interface data. The display also allows service personnel to access data needed during troubleshooting (such as sensor status and controller outputs). Machine functions can be tuned through this display and are password protected to prevent operator access.



- TICS gives customers the ability to customize operation parameters of their Taylor lift truck, perform diagnostics, and monitor key functions including fuel consumption.
- The TICS interface is simple, easy to understand and user friendly.
- The TICS diagnostic ability is key to quick repair and less downtime.
- Troubleshooting and diagnosing most problems can be done by the customer's own mechanic, without the need for a service tech with a detached computer.
- There are multiple options available including, but not limited to, scale systems, modem based fleet tracking and the Vision Plus™ pedestrian detection system.

Supporting Taylor Lift-trucks Worldwide

Sudden Service, Inc.




24/7 Worldwide Support

Taking Care of Our Customers is Priority One!

Unbeatable customer service, backed by over 90 years of customer satisfaction.

Your #1 Source for Genuine Taylor Parts

Our customers deserve to know they can always depend on us for service and support 24/7. Because of that expectation, we have factory trained service techs on the ground nationwide. Over 200 service technicians receive continuing education (hands-on) at the factory each year. Your service techs are supported by the best OEM parts and distribution facility in the world. With \$60,000,000 dollars worth of parts distributed across our factory stores and millions more on the shelves at our dealers. We pride ourselves on providing you with unmatched Service & Support by a Worldwide Team of dedicated specialists.



**Have You Considered Leasing?
Or Custom Fleet Management?**



Our goal is to structure a financial product that improves your profit with reduced operating cost by increasing up-time and offering a wide range of financial solutions to fit the specific needs of your business. Taylor Leasing offers over 100 different financial structures within the main product categories of:

- **Operating Lease** - A financial choice which provides use of equipment for extended period of time with a low monthly operating cost.
- **Finance Lease** - This type of lease offers flexibility in payments with equipment ownership options at the end of the lease term.
- **Fleet Management** - Your needs and goals are always evaluated carefully before providing you with a custom fleet leasing solution. We only include fleet management services (including maintenance solutions detailed below) that help your fleet function more efficiently.
- **Fleet Maintenance** - We offer tailored fleet maintenance solutions, that range from periodic service and emergency repairs to full on site personnel. Taylor Fleet Maintenance Programs assist in budgeting, while helping to eliminate unpredictable expenses and allowing you to focus on your actual business.

For more information Phone: (662) 773-3421 Ext. 400 - Fax: (662) 773-9146 or E-mail Stephen Arnett sarnett@taylorbigred.com

www.taylorleasingandrental.com

Preliminary 5/7/20